

MONOBLOC HEAT PUMP R290 8-16 KW

The reliable and cost-effective solution for residential and commercial applications.

The latest generation technology guarantees top-of-the-line performance and energy savings.

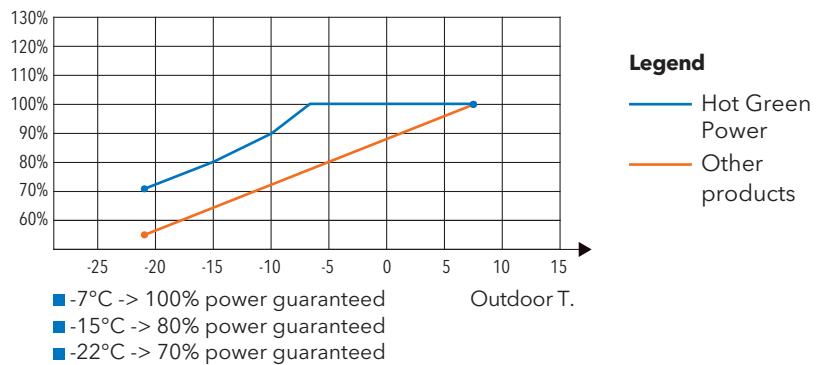
Twin Rotary compressor

It guarantees high efficiency, reliability and silence: thanks to the double rotation, it reduces vibrations and optimizes performance, ensuring precise power regulation.

It offers stable operation even at low temperatures, maximizing energy savings.

Maintaining power output

Models from 8 to 16 kW
Water delivery temperature 35°C

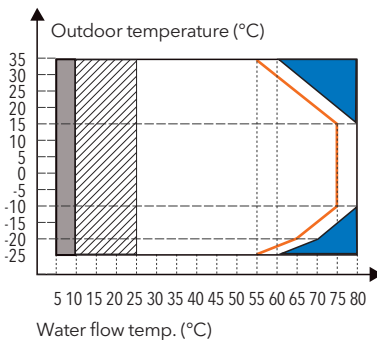


Wide operation in every mode 8-16 kW

Maximum values of water flow temperature in relation to the external temperature.

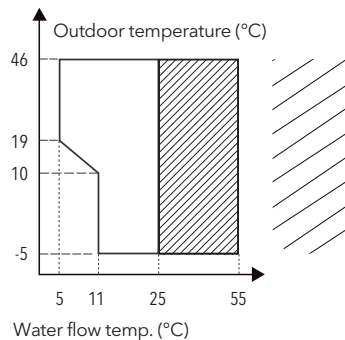
HEATING MODE

Operation from -25°C to 35°C.
Delivery temp. from 25°C to 80°C.



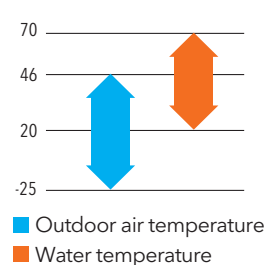
COOLING MODE

Operation from -5°C to 46°C.
Delivery temp. from 5°C to 25°C.



DHW PRODUCTION

Operation from -25°C to 46°C.
Flow temp. for DHW from 20°C to 70°C.



- The heat pump turns off, only the resistors turn on
- If present, only the resistors are turned on, otherwise only the heat pump works but with limitations and protections
- ▨ The heat pump works with possible limitations and protections
- Maximum return temperature

MAX. GUARANTEED TEMPERATURE VALUES

- -25/+35 -> max guaranteed flow temp. 60°C
- -20/+25 -> max guaranteed flow temp. 70°C
- -10/+15 -> max guaranteed flow temp. 80°C

Water circulation

All units are equipped with a circulator: max. **9 mca** and **12 mca** (meters of water column) respectively for single-fan and double-fan units.

They are also complete with:

- 3 bar safety valve;
- plate heat exchanger;
- threaded connections.

Controls

Control panel with large color display. It is characterized by:

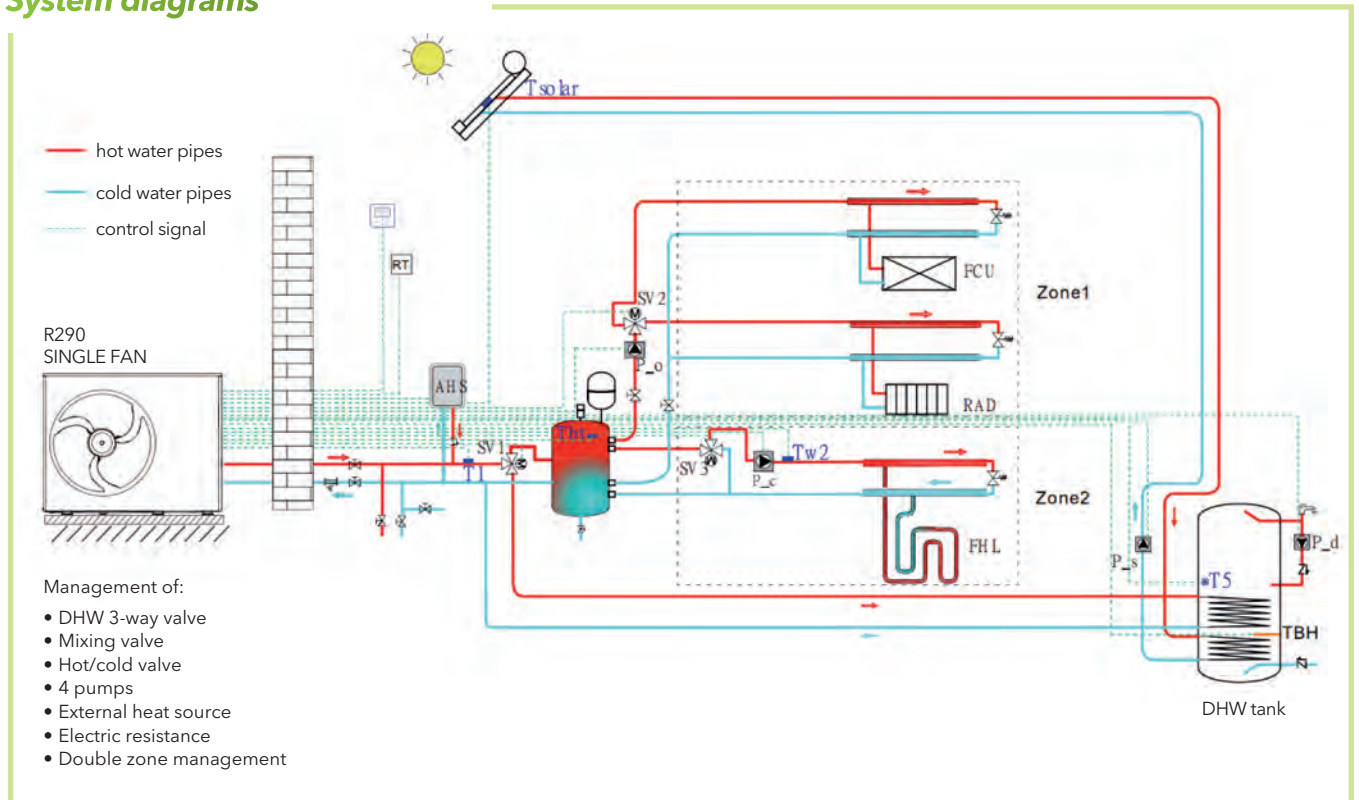
- liquid crystal display;
- touch keys;
- integrated Wi-Fi module as standard.

Compatible with Modbus protocol.

Control for both single and double fans.



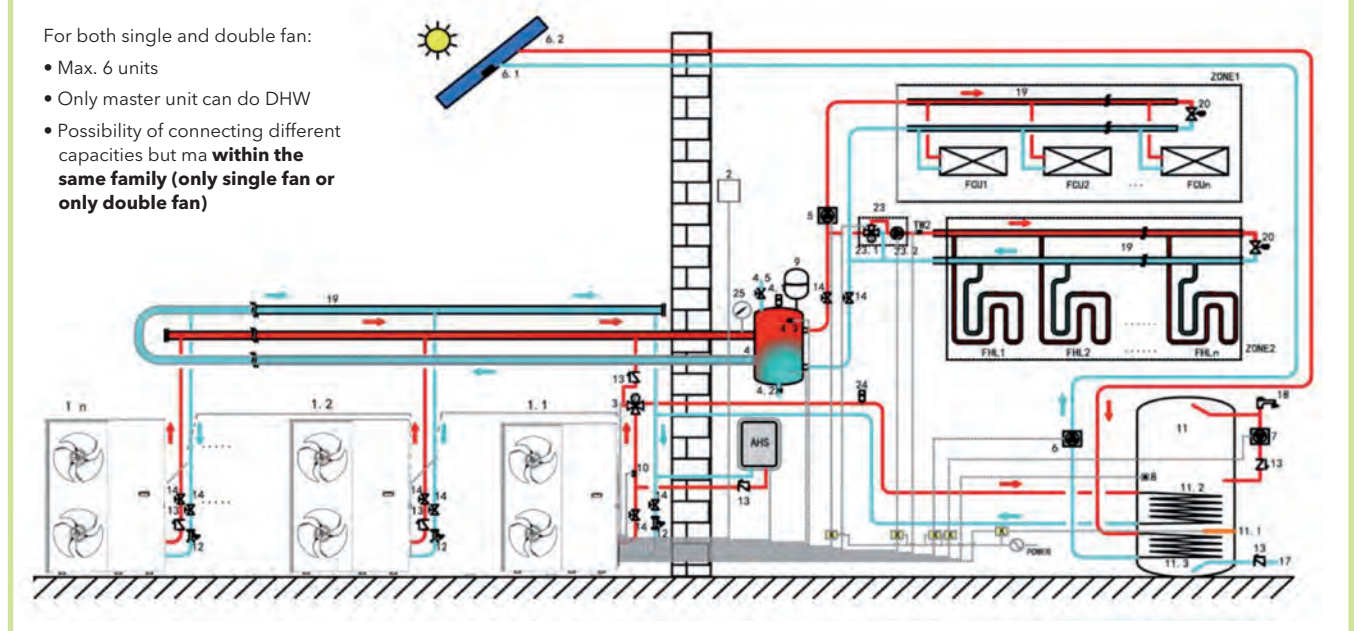
System diagrams



Cascade systems

For both single and double fan:

- Max. 6 units
- Only master unit can do DHW
- Possibility of connecting different capacities but **max within the same family (only single fan or only double fan)**



Technical specifications single fan monobloc

ENERGY CLASS

A+++

In heating mode with **35°C** flow water temperature.

A+++

In heating mode with **55°C** flow water temperature.

INTEGRATED
Wi-Fi



Model			GPCWNMS 800 J	GPCWNMS 1000 J	GPCWNMS 1200 J	GPCWNMS 1400 J	GPCWNMS 1600 J	GPCWSMS 800 J	GPCWSMS 1000 J	GPCWSMS 1200 J	GPCWSMS 1400 J	GPCWSMS 1600 J		
Heating	Rated power	A7//W35	kW		8.00	9.50	12.10	14.00	15.50	8.00	9.50	12.10	14.00	15.50
	Electrical consumption		kW		1.52	1.92	2.44	2.98	3.44	1.52	1.92	2.44	2.98	3.44
	Coefficient of performance		COP		5.25	4.95	4.95	4.70	4.50	5.25	4.95	4.95	4.70	4.50
	Rated power	A7//W45	kW		8.10	9.50	12.30	14.10	15.50	8.10	9.50	12.30	14.10	15.50
	Electrical consumption		kW		2.03	2.44	3.15	3.76	4.25	2.03	2.44	3.15	3.76	4.25
	Coefficient of performance		COP		4.00	3.90	3.90	3.75	3.65	4.00	3.90	3.90	3.75	3.65
Cooling	Rated power	A35//W18	kW		8.30	10.00	12.00	14.00	15.00	8.30	10.00	12.00	14.00	15.00
	Electrical consumption		kW		1.58	2.17	2.61	3.18	3.53	1.58	2.17	2.61	3.18	3.53
	Energy efficiency		EER		5.25	4.60	4.60	4.40	4.25	5.25	4.60	4.60	4.40	4.25
	Rated power	A35//W7	kW		7.45	8.10	11.50	12.40	14.00	7.45	8.10	11.50	12.40	14.00
	Electrical consumption		kW		2.22	2.61	3.77	4.13	5.19	2.22	2.61	3.77	4.13	5.19
	Energy efficiency		EER		3.35	3.10	3.05	3.00	2.70	3.35	3.10	3.05	3.00	2.70
Seasonal heating data	Prated @ -10°C	35/55	kW		7.90/8.20	9.80/10.00	12.10/12.10	14.10/13.80	15.90/14.70	7.90/8.20	9.80/10.00	12.10/12.10	14.10/13.80	15.90/14.70
	Seasonal performance coefficient		SCOP		5.35/4.07	5.33/4.01	4.94/3.96	4.76/3.85	4.72/3.86	5.35/4.07	5.33/4.01	4.94/3.96	4.76/3.85	4.72/3.86
	Seasonal energy efficiency(ηs)		%		211/159.6	210/157.5	194.5/155.4	187.5/151	185.6/151.5	211/159.6	210/157.5	194.5/155.4	187.5/151	185.6/151.5
	Energy efficiency class		-		A+++/A+++					A+++/A+++				
	Annual energy consumption		kWh/a		3051/4168	3802/5148	5064/6312	6118/7405	6966/7862	3051/4168	3802/5148	5064/6312	6118/7405	6966/7862
Operation range	Outdoor air temperature	Heating	°C		-25~35									
		Cooling	°C		-5~46									
		DHW	°C		-25~46									
	Delivery water temperature	Heating	°C		25~80									
		Cooling	°C		5~25									
		DHW	°C		20~70									
Refrigerant circuit data	Refrigerant1	Type / kg GWP	R290 / 1.1		R290 / 1.5			R290 / 1.1		R290 / 1.5				
	Tons of CO2 equivalent	t	0.022		0.03			0.022		0.03				
	Control system	Electronic expansion valve												
	Compressor	Type	Twin Rotary - DC Inverter											
Hydraulic data	Heat exchanger	Type	Stainless steel with brazed plates											
		Flow rate	m³/h	0.4~1.65	0.4~2.1	0.7~2.5	0.7~2.75	0.7~3.0	0.4~1.65	0.4~2.1	0.7~2.5	0.7~2.75	0.7~3.0	
	Circulation pump	Included												
		Threaded												
	Water pipe connections	Type	G1-1/4" BSP											
		Dimension	inches	3										
Max working pressure	bar	Not included												
Electrical data	Power supply	Ph/V/Hz	1ph+N / 220~240V / 50Hz					3ph+N / 380~415V / 50Hz						
	Maximum current	A	19.50	21.00	31.00			8.00		11.00				
	Power cable	Recommended Type	3x6 mm²					5x2.5 mm²						
Product specifications	Fan	Type	DC Inverter x 1											
		Air flow	m³/h	4680	4680	4780	4780	4780	4680	4680	4780	4780	4780	4780
	Sound power level	ERP test	dB(A)	53	54	55	57	59	53	54	55	57	59	
	Sound pressure level at 1 m	Max	dB(A)	40	41	43	46	49	40	41	43	46	49	
	Dimensions	WxDxH	mm	1330x501x1051										
	Weight	Net	kg	156			176			161		176		
Control (supplied)	Wired remote control with integrated WiFi and Modbus connectivity													

GENERAL NOTE:

The above data refers to the following standards: EN 14511:2018; EN 14825:2019; EN50564:2011; EN12102-1:2018; EN12102-2:2019; (EU)No:811:2013; (EU)No:813:2013; OJ 2014/C 207/02:2014.

1. Refrigerant loss contributes to climate change. Refrigerants with a lower global warming potential (GWP) contribute less to global warming than those with a higher GWP when released into the atmosphere. This appliance contains a refrigerant with a GWP of 0.02. Therefore, if 1 kg of this refrigerant were released into the atmosphere, the impact on global warming would be 50 times greater than 1 kg of CO2, over a period of 100 years. Under no circumstances should the user attempt to intervene on the refrigeration circuit or disassemble the product. If necessary, always contact qualified personnel.